

How to take FSA Practice Tests

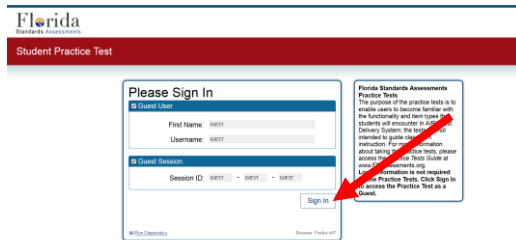
1. <http://fsassessments.org/students-and-families/practice-tests/>

2. When taking the practice tests. Click: **Take the Computer-Based Practice Tests.**

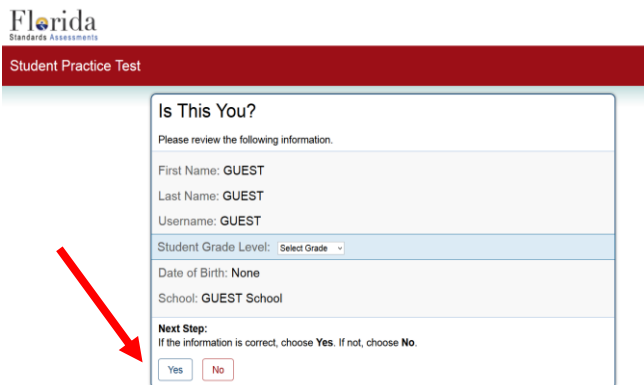
Practice Tests



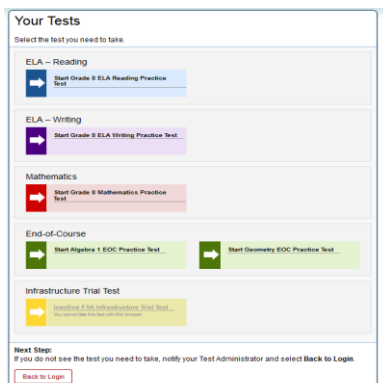
3. A new screen will open. Click **Sign In.**



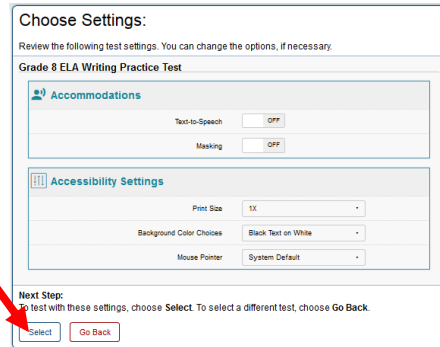
4. On the next screen, please select student grade level. Click **Yes.**



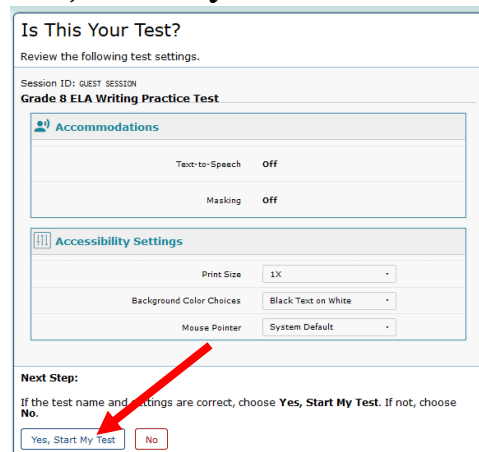
5. Select on the next screen which practice test you wish to take.



6. Next, select the settings and choose: **Select**



7. Lastly, if everything looks good. Click: **Yes, Start My Test**



These are required before taking each state assessment.