

How to Request H.O.P.E. Online

Visit the SJVS website: <http://www-sjvs.stjohns.k12.fl.us/>

Select H.O.P.E from the Course Sign up located on the middle of the page:

Course Sign Up

- Driver Education
- H.O.P.E.
- FLVS



Students will complete a brief survey that for the time being will go directly to the SJVS registrar, Ryan Erskine. He will then contact each school to confirm course approval.

How to Access H.O.P.E. Online

Once students are approved and placed, they will receive an email from their HOPE teacher, which will include their course login information. The username and password are the same as the HAC student login.

There is a link to the course located on the middle of the sjvs home page.

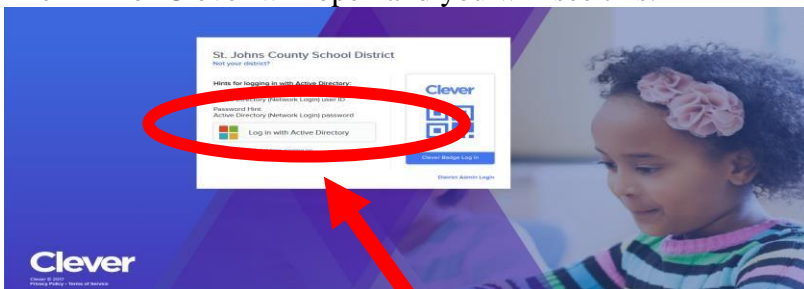
Course Login

- CLEVER (H.O.P.E.)
- Driver Education-Coming Soon!!!
- FLVS
- K12
- Pearson Connexus



Student's CLEVER login username and password are the same as what they use for HAC.


The link for Clever will open and you will see this:



Click login with Active Directory.

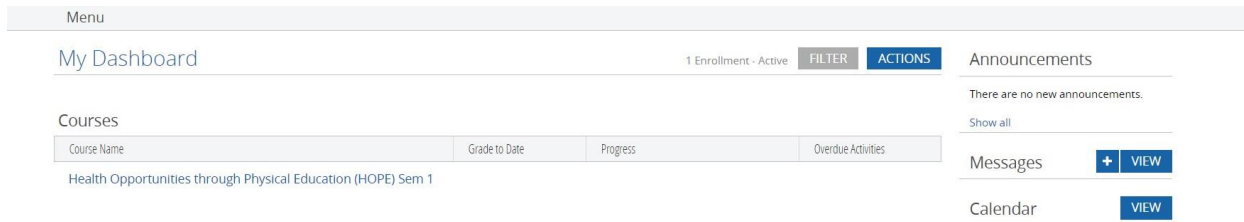
After entering your **CLEVER login** information, click Sign In.

Click APEX Learning.



Agree to the Student Code of Conduct Acceptance and hit **Submit**.

You are now in your My Dashboard and will see your HOPE course listed.



You are now ready to begin your H.O.P.E. virtual course. Enjoy!!!!